

Specification and scope of supply of Accuity A160.6

Description	Specification/scope of supply
Max Single 2D scan area Max Single scan depth	>160mm diameter 60mm (Z)
Camera Lens	>25 megapixels Telecentric
2D Single Point Repeatability ¹ 2D Accuracy ² 3D Single Point Repeatability ³ 3D Accuracy ⁴ 2D Scanning time 3D Scanning time ⁵ Point Spacing 2D & 3D	1.5 microns 6 microns 1.8 microns 10 microns 0.1 seconds 10 seconds 0.036mm
Peripheral equipment Required Operating System Software included	Table lighting controller, Standard Computer Interface Windows 11 64bit 3D scanning, automated repositioning, texture map acquisition, 3D color rendering, creation of cross-sections, creation of 3D edges, reverse engineering of 3D edges to DXF/DWG, comparison of 3D edges to DXF/DWG, reverse projection of colored deviation reports onto part, creation of 3D point clouds in PLY, STL, VRML, ASCII formats, creation of texture mapped point clouds, calibration software, 2D inspection software using silhouette and light from above, SPC output, automatic alignment, dimension importing, tolerance importing, tolerance tables, 3D repositioning, 2D repositioning, 2D reverse engineering.
Free 3D Inspection Software	Fully compatible with off the shelf free 3D inspection software. Functionality includes comparison to 3D solid models, dimensioning, GD&T, cross-sections, full surface deviation inspection, merging of scans, customizable reports, automatic alignment of scan to CAD, point cloud meshing, processing and filtering, extraction of nominal data from CAD model, comparison of 2 scans.
Advanced 3D inspection software option (Geomagic Control X)	Available on request. Comparison to 3D solid models, GD&T, SPC, cross-sections, full surface and edge inspection, creation of report templates, automated merging of point clouds, automatic alignment of scan to CAD, automatic point cloud processing and filtering, automatic detection of repositioning spheres, macro creation for full automation, automatic extraction of nominal data from CAD model, comparison of 2 scans.
3D reverse engineering (advanced package)	Available on request. Creation of 3D solid models from scan data
Calibration Kit	Included as standard, retro-reflective reference markers mounted onto steel plate with repositioning frame
3D Accuracy Verification Object	Included as standard, calibrated hardened steel ball bar
Accuity construction Projection source Data cables	Frame with removable sheet metal cladding Full HD 1080p 1920x1080 native resolution LED projector HDMI and USB3
Power supply Power consumption	110-240V 50/60/Hz 2 Amp maximum at 230 Volt, 4 Amp max at 110 Volt
EC directives Paint colour Ambient operating conditions	Compliant with Machinery, Low voltage and EMC Directives Frame and Outer canopy: RAL5013 Blue 5-35 degree C
Approx Footprint width/ depth/ height/ weight Standard packing	710mm (W) x 963mm (D) x 2005mm (H) 225kgs Export crate suitable for sea shipping
Warranty Optional extended warranty Software support option	One year limited warranty on hardware and software Two or three year extended warranty (requires software upgrade option) Annual support contract provides free software upgrades

1 Tested using multiple scans of ISO10360-4 reference object in single position

2 Tested on ISO1036-4 reference object by applying ISO10360-4 to 2D scanning system across > 80% of scanning area

3 Tested using distance between ball bar spheres in single position

4 Tested by measuring distance between ball bar spheres throughout the measuring volume

5 Typical scanning time, may vary according to object surface finish and size

Actual measuring accuracies achieved will depend on operating environment, user input, quality and condition of materials

Due to our policy of continuous improvement specifications are subject to change without notice, please contact factory or your InspecVision dealer

Non-standard hardware, software or acceptance tests must be defined prior to purchase



Manufacturer:

InspecVision Ltd

10 Trench Road

Mallusk

Co Antrim BT36 4TY

United Kingdom

Telephone: +44 (0) 2890 844 012

Telefax: +44 (0) 870 706 1614

Email: Info@InspecVision.com

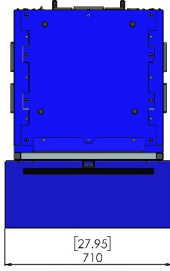
Web Address: www.InspecVision.com

Distributor Details:

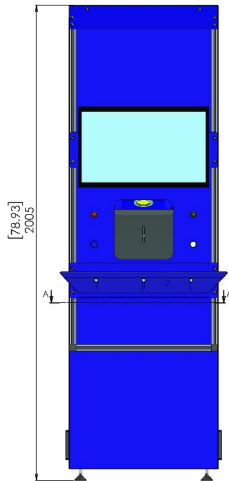
A160.6 Schematic

ACUITY A150.6 DATASHEET

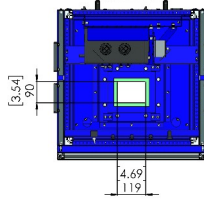
PLAN VIEW



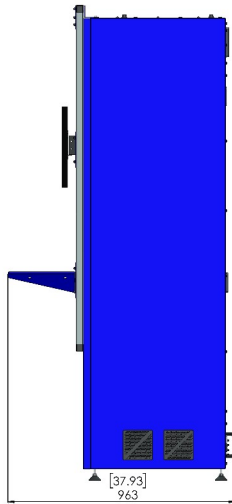
FRONT VIEW



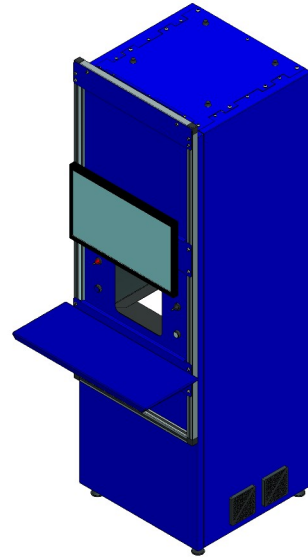
SECTION A-A
SCALE 1:4.5



SIDE ELEVATION



ISOMETRIC VIEW



NOTES:
MEASURING AREA = 119 X 90MM
[DIMENSIONS IN BRACKETS ARE IN INCHES]

